


CADian 2026 Installations- und Registrierungsanleitung



<https://www.cadian.info>

E-mail : info@cadian.info

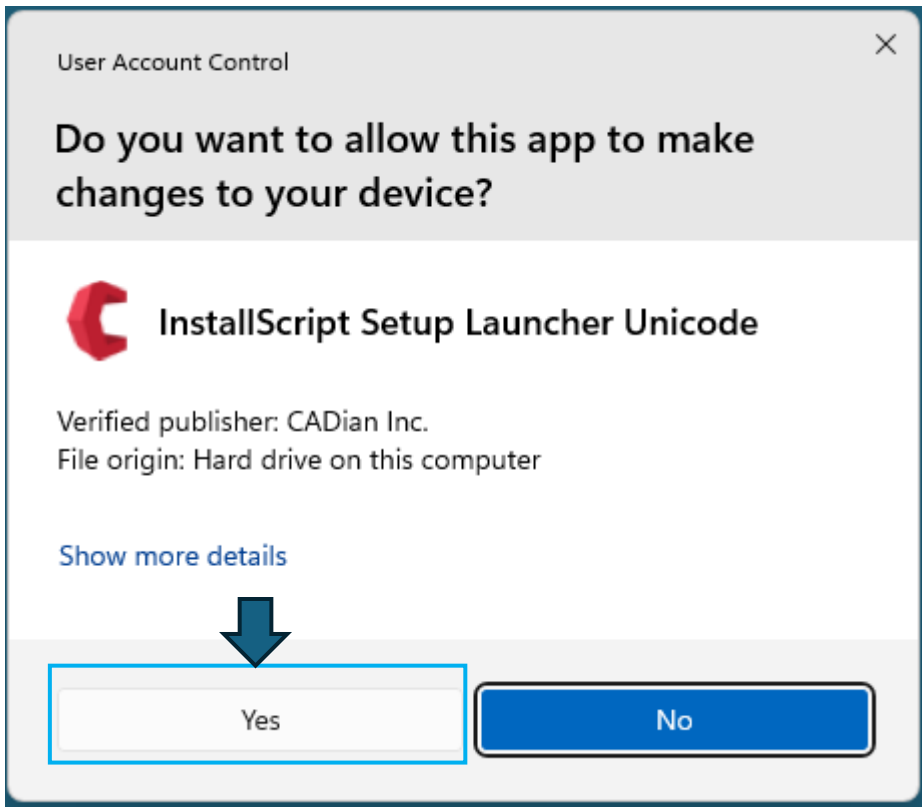
Telefon : +39 0472 940808

CADian 2026

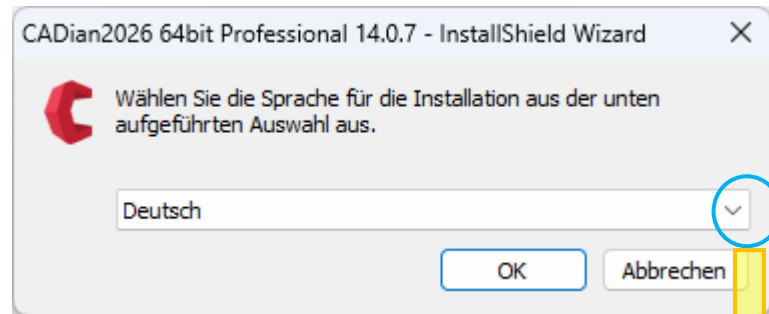
Installationsanleitung: Seite 2/17 - 7/17

Registrierungsleitfaden: Seite 8/17 - 16/17

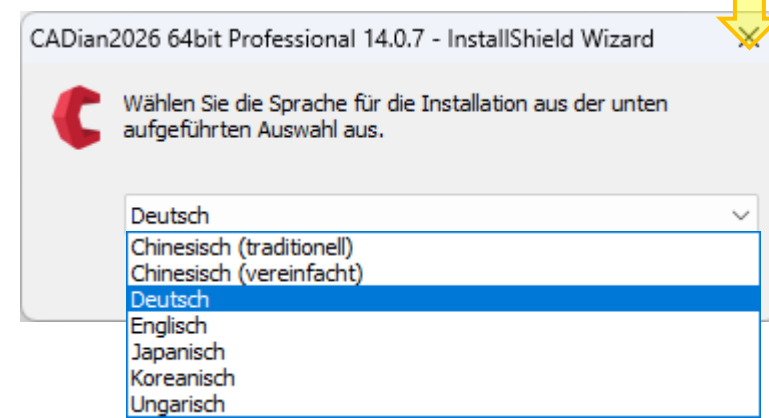
CADian2026_14.0.x_64bit_Pro.exe ausführen.



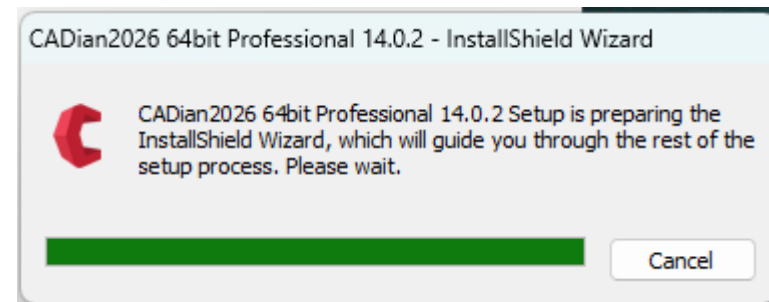
Klick [Yes].

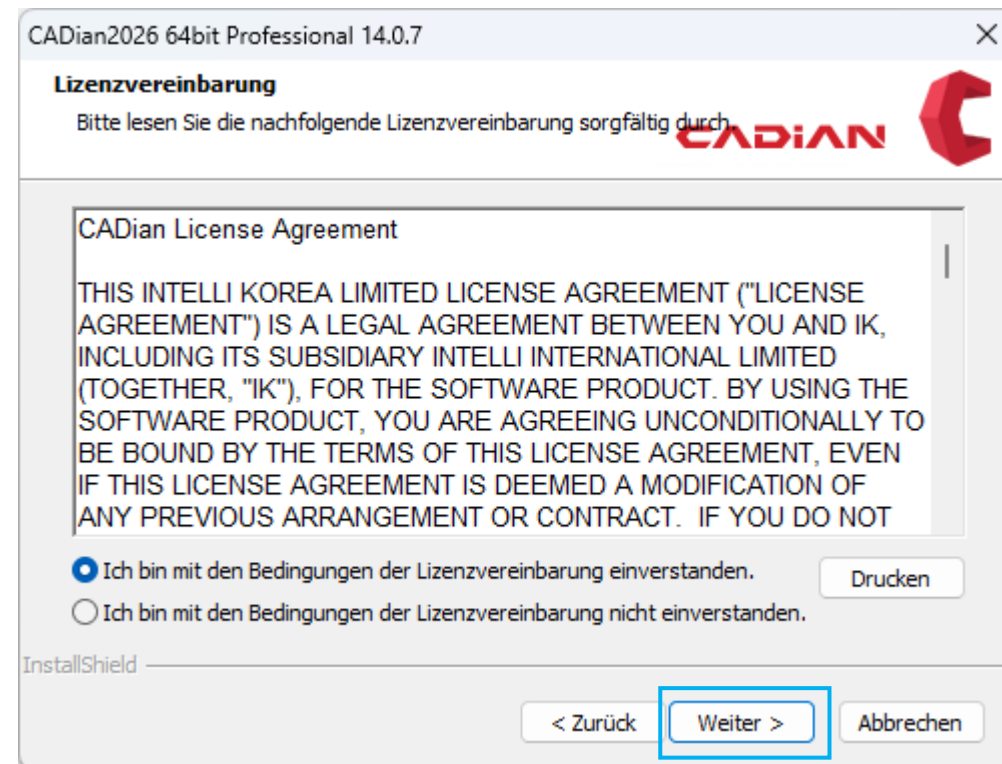
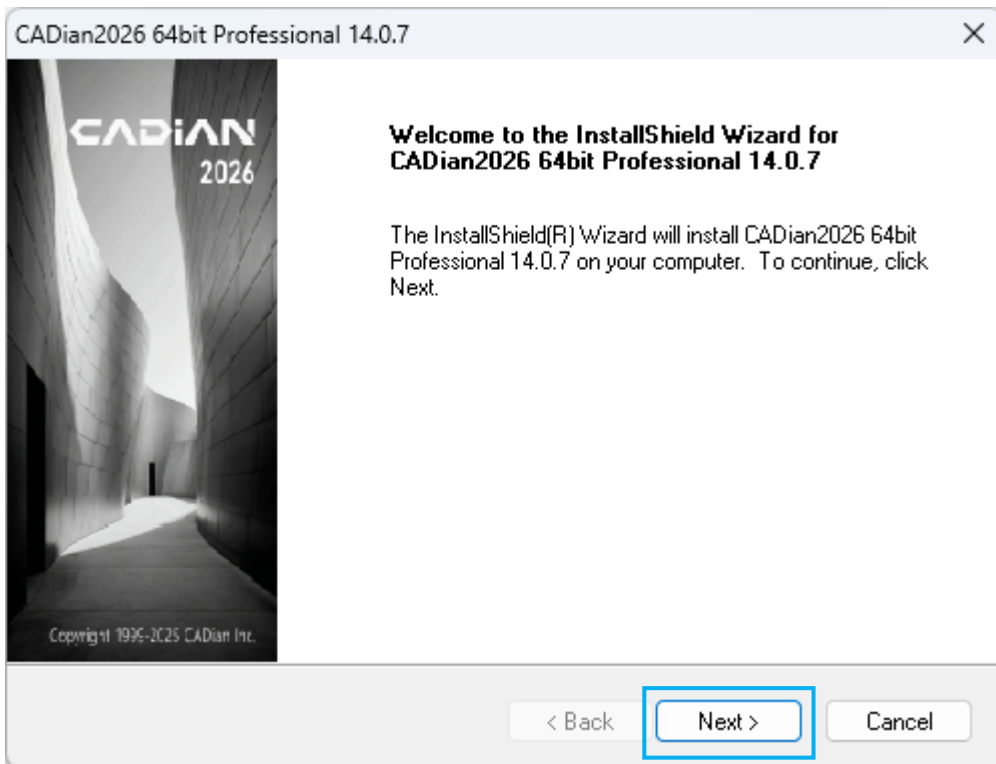


Sprache wählen.



Mit [OK] die Sprache bestätigen.





Klick [\[Next\]](#).

Nachdem Sie die Option „einverstanden“ ausgewählt haben, klicken Sie auf [\[Weiter\]](#).

Bitte wählen Sie den Lizenztyp

Trial [30 Tage] Testlizenz

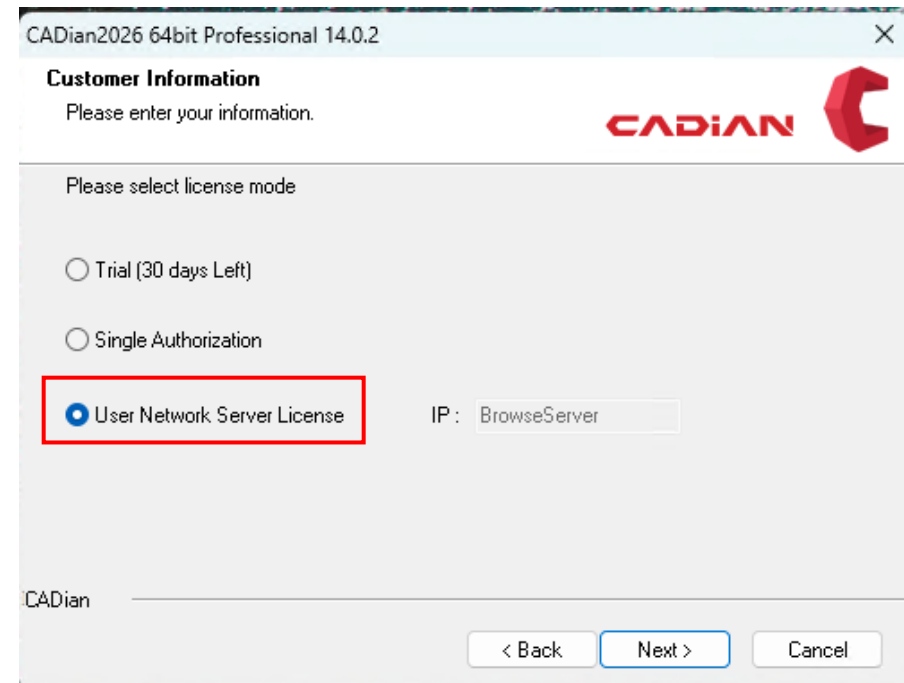
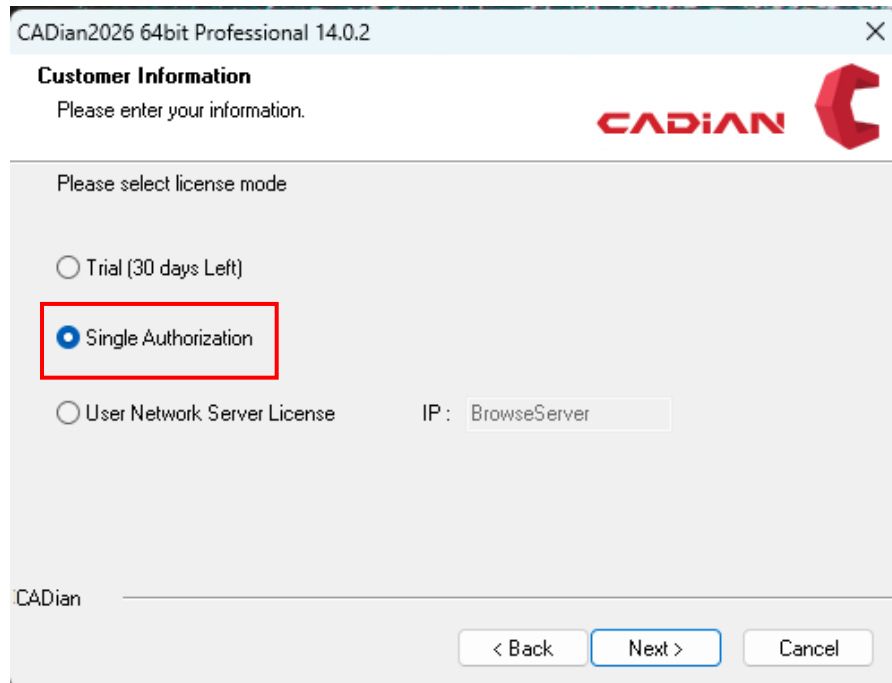
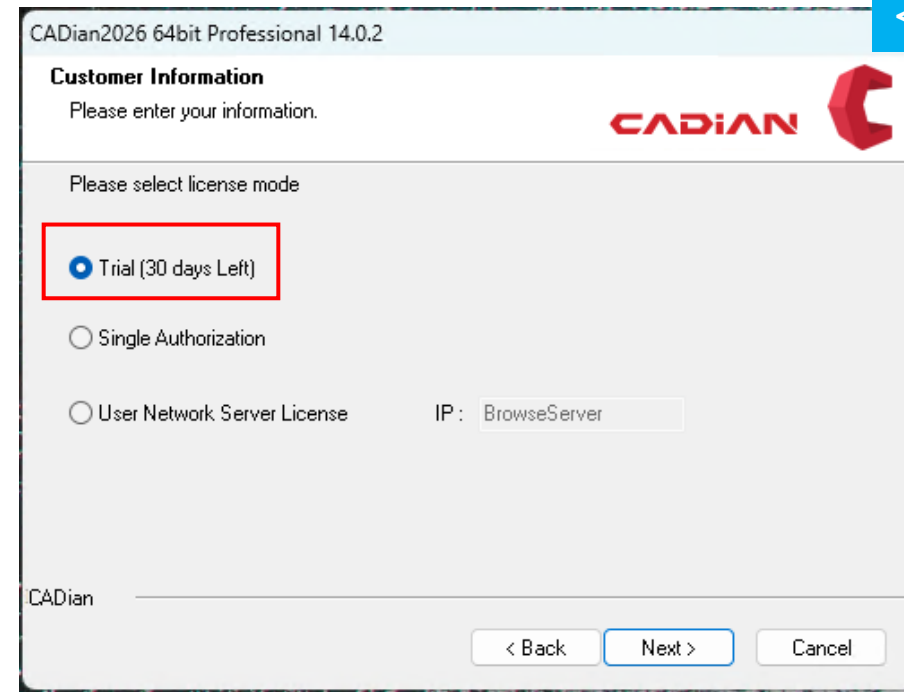
Jeder, der keine Lizenz erworben hat, kann das Produkt 30 Tage lang nutzen als Testmodus vor dem Kauf.

Single Authorization

Wenn Sie eine Dauerlizenz (Seriennummer) haben, wählen Sie diese Option.

User Network Server License

Subscription, Jahresabonnements und Netzwerklizenz.



1) Für **Single Authorization (Dauerlizenz)**

Für **Single Authorization**

- Benutzername,
- Firmenbezeichnung
- **Serial Nummer**

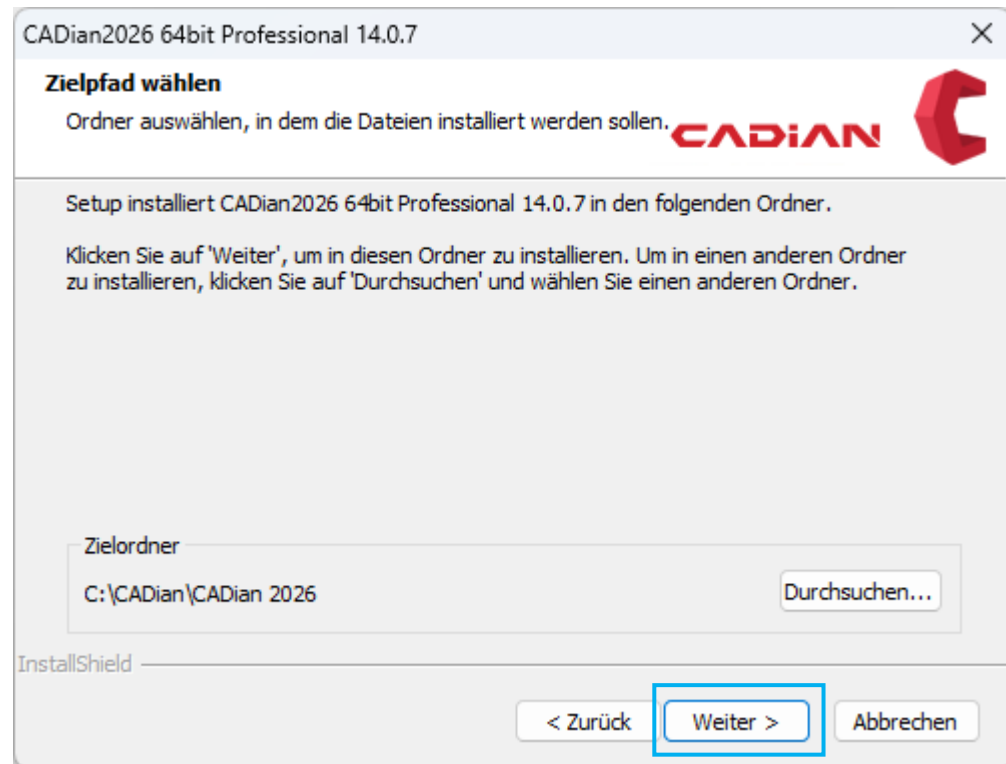
2) Für **Trial [30 days Left] Testlizenz**
 User Network Server License

Or

Für **Trial [30 days Left]**

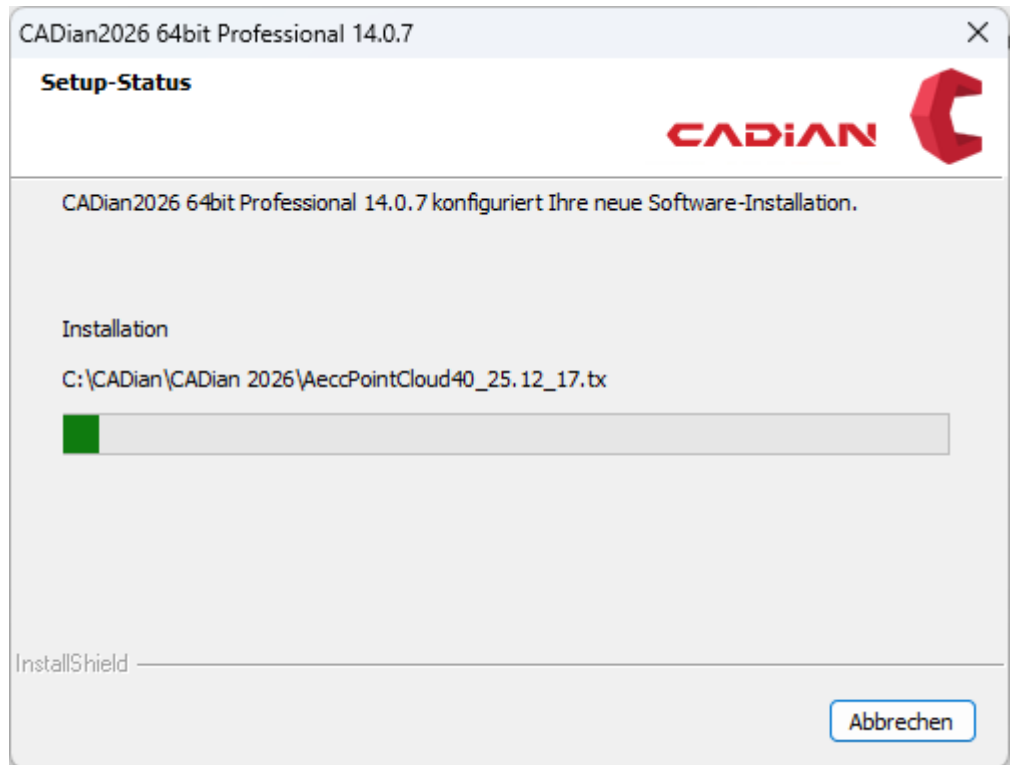
User Network Server License

- Benutzername,
- Firmenbezeichnung

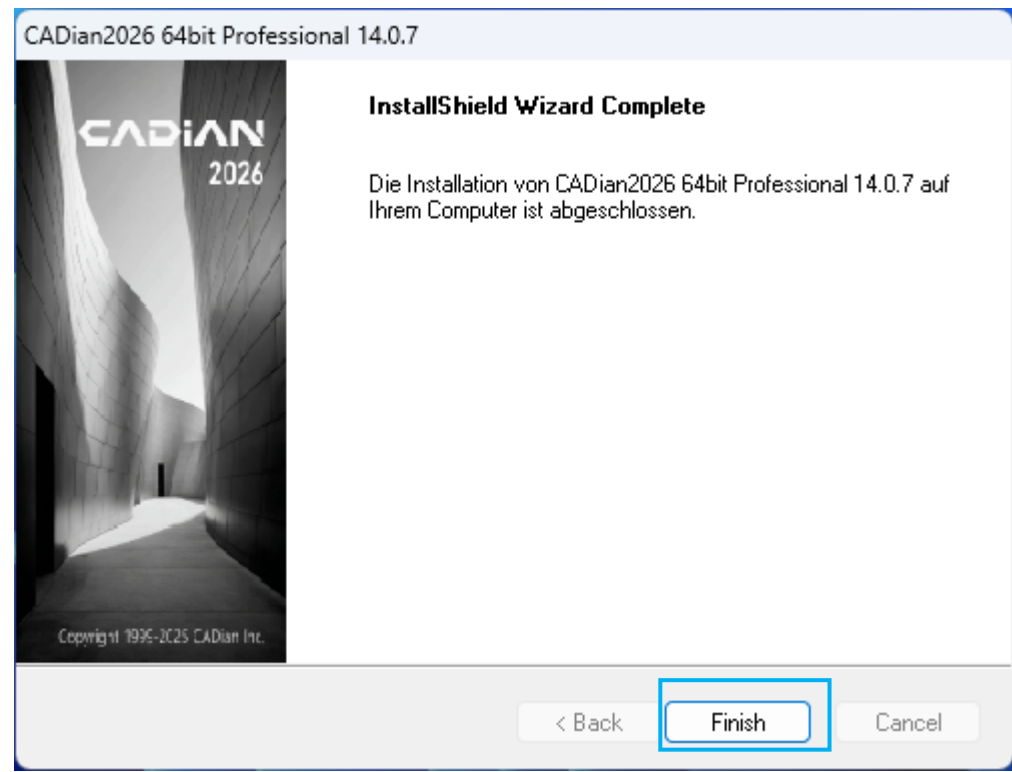


Bestätigen mit [\[Weiter\]](#).

Bestätigen mit [\[Installieren\]](#).




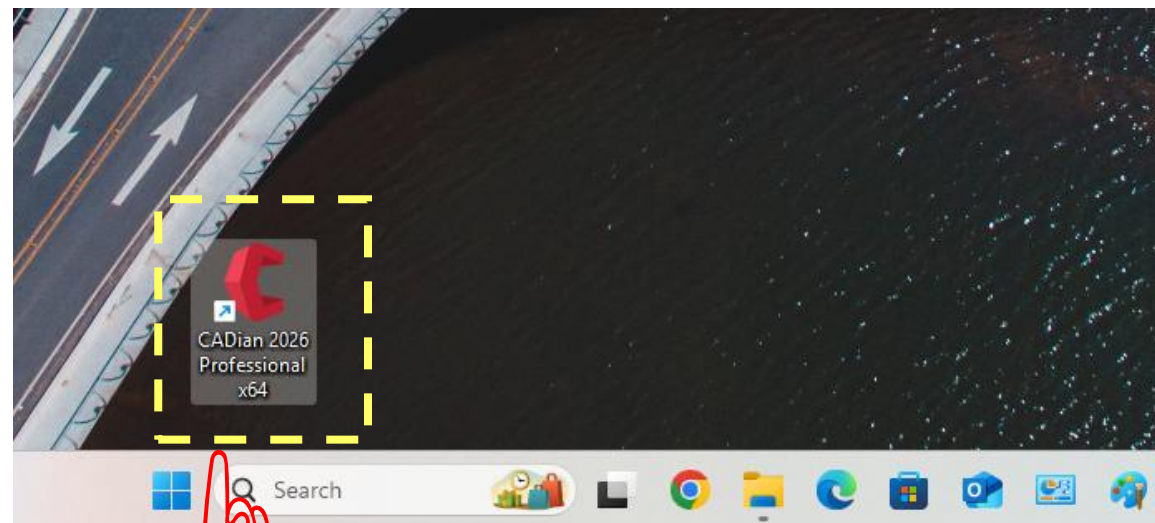
Den Vorgang abwarten.



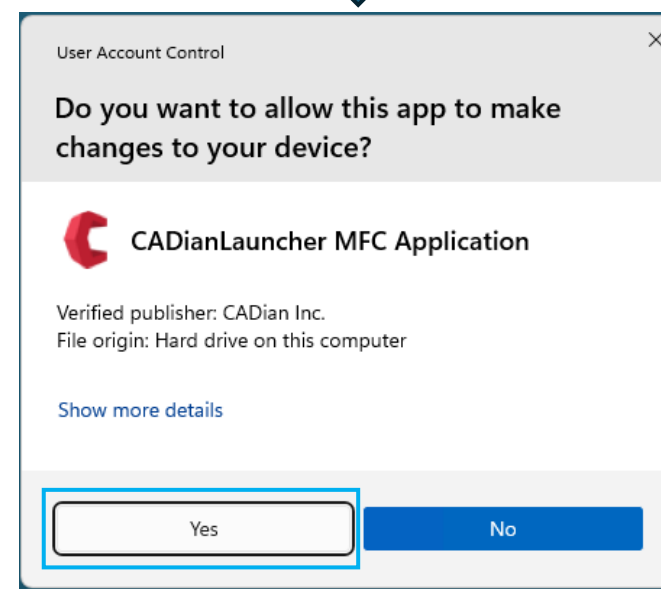
Klick auf [Finish]



Bitte führen Sie nun die CADian-Produktregistrierung (Authentifizierung) durch.

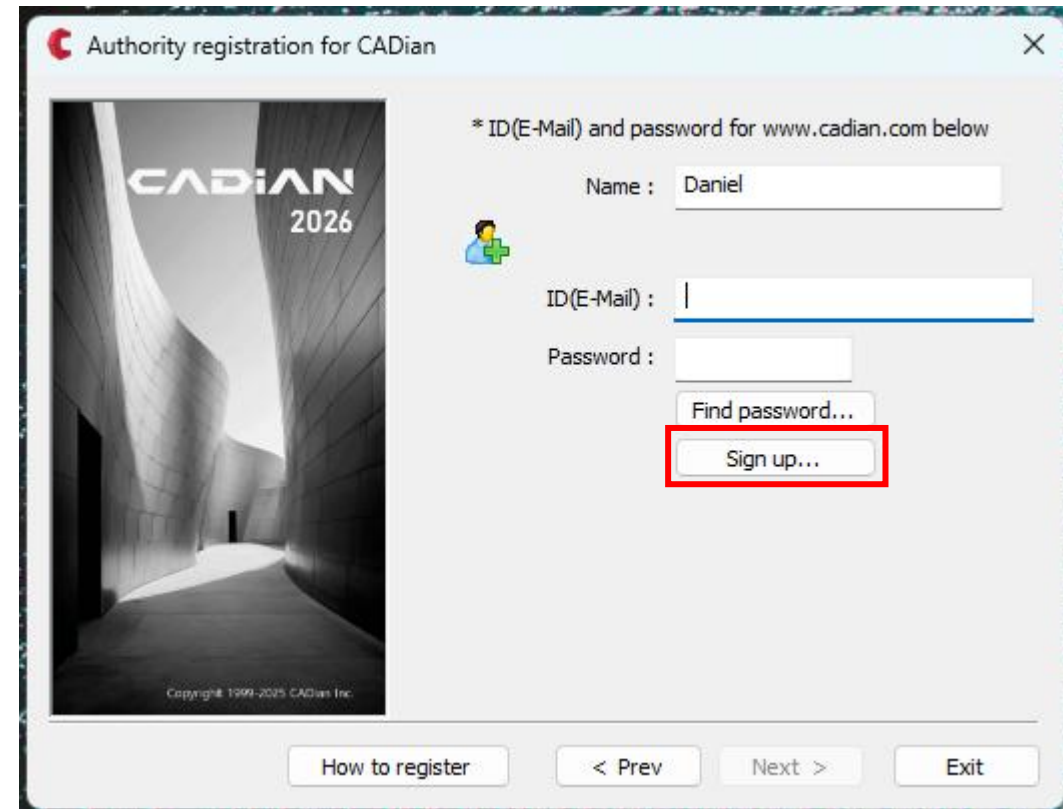
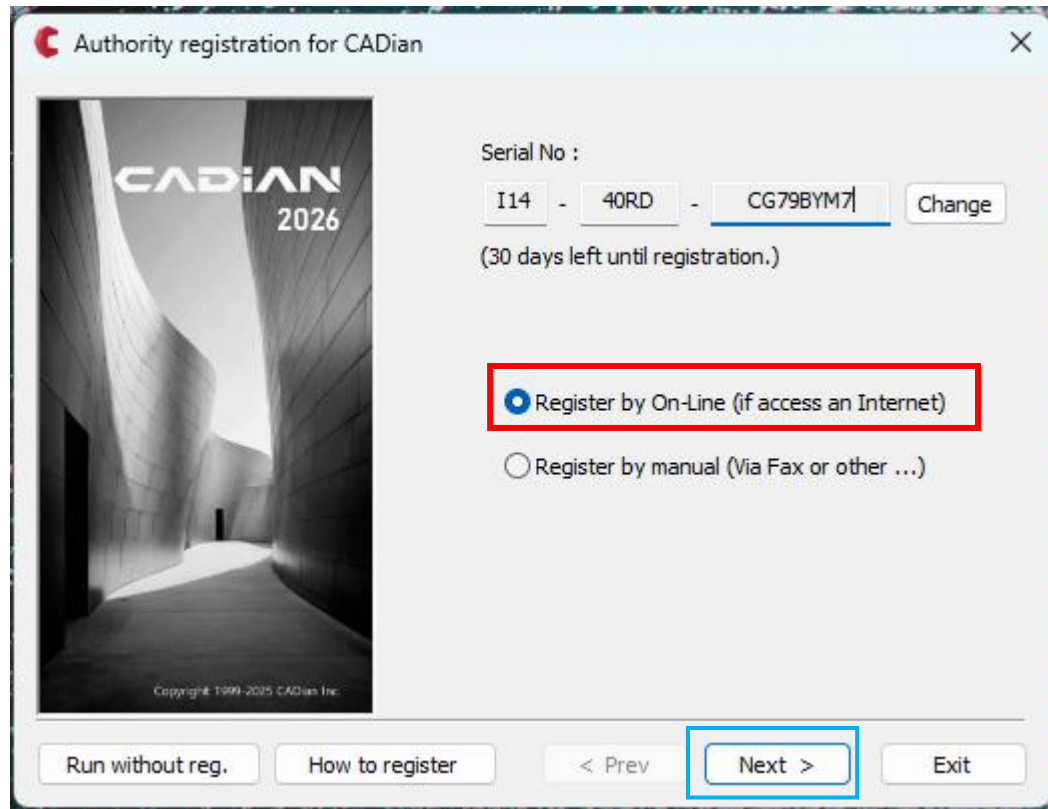


Auf dem Desktop wurde eine CADian Programmverknüpfung erstellt. Starten Sie das Programm.



Klicken Sie auf [Yes]

Bitte wählen Sie 'Online registrieren' aus.
(wenn Sie eine Internetverbindung haben).



Klicken Sie auf [Next]

Klick [Sign up...]
Sie werden zum folgenden Link weitergeleitet.
 <https://accounts.cadian.com/register/email>

Geben Sie Ihre [E-Mail](#) für die Kontoerstellung ein.

Geben Sie ihr [neues Passwort](#) 2 mal ein.

The screenshot shows a web browser window with the URL `accounts.cadian.com/register/email`. The page title is "Create Account" and it is "Step 1/3". The heading "Your e-mail" is displayed above the "Email" input field, which contains the text "daniel2847@naver.com" and a green checkmark. A red box highlights the "NEXT" button below the input field. A blue arrow points from the text "Your e-mail" to the input field, and a green arrow points from the input field to the "NEXT" button. At the bottom, there are links for "Terms of Use", "Privacy", and "ENG", and a copyright notice for CADian Inc.



The screenshot shows the "Create Account" page at "Step 2/3". It features two password input fields: "Password" and "Confirm Password". Both fields contain masked text (dots) and have a green checkmark below them. A green progress bar is visible between the two fields, with the word "strong" at the end. A red box highlights the "NEXT" button below the "Confirm Password" field. A red circle with the number "1" and a red arrow points to the "Password" field, and a red circle with the number "2" and a red arrow points to the "Confirm Password" field. A green arrow points from the "Confirm Password" field to the "NEXT" button. At the bottom, there are links for "Terms of Use", "Privacy", and "ENG", and a copyright notice for CADian Inc.

Bitte geben Sie Ihren Namen ein und wählen Sie Ihre Branche aus.

The image shows a two-step process for creating a CADian account. The first screen, titled "Create Account" (Step 3/3), contains the following elements:

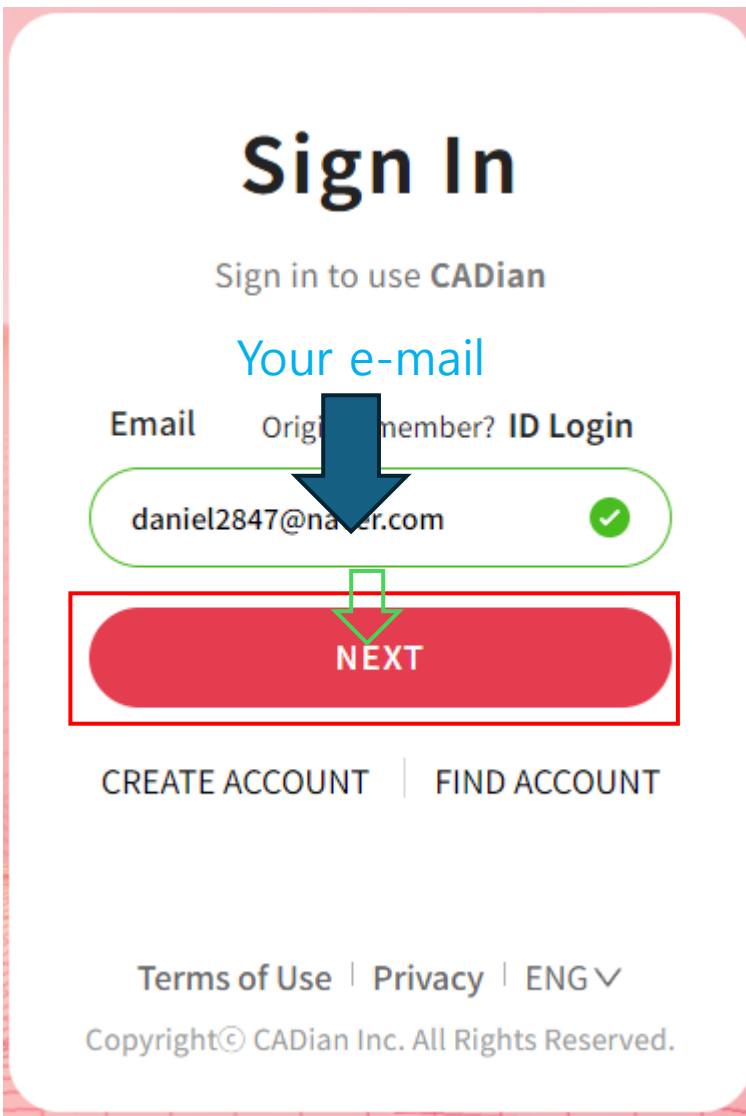
- Name Fields:** "Last Name" (Park) and "First Name" (Daniel).
- Industry Selection:** A dropdown menu with "Mechanical / Equipments" selected.
- Consent:** Three checked checkboxes for "Accept all", "Terms of use & Privacy (Required)", and "Marketing consent (Optional)".
- Buttons:** A red "CREATE ACCOUNT" button and a white "HOME" button.
- Footer:** "Terms of Use | Privacy | ENG" and "Copyright© CADian Inc. All Rights Reserved."

The second screen, titled "Your CADian account has been created.", displays the following information:

- Account Details:** "daniel2847@naver.com" and "Personal Account".
- Buttons:** A red "SIGN IN" button and a white "HOME" button.
- Footer:** "Terms of Use | Privacy | ENG" and "Copyright© CADian Inc. All Rights Reserved."

A blue arrow points from the "CREATE ACCOUNT" button on the first screen to the "SIGN IN" button on the second screen. A green arrow points from the "Marketing consent" checkbox to the "SIGN IN" button. A red box highlights the "SIGN IN" button.

Melden Sie sich mit Ihrer E-Mail und Passwort an.



Sign In

Sign in to use CADian

Your e-mail

Email Original member? ID Login

daniel2847@naver.com ✓

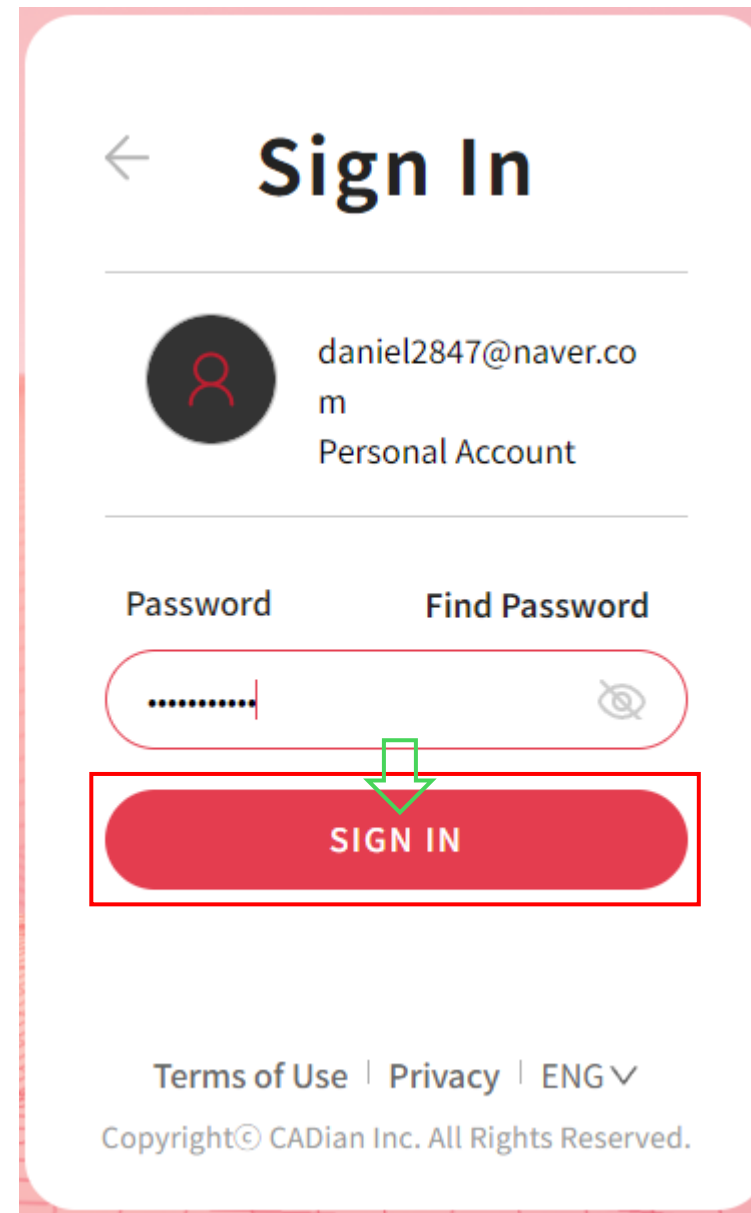
NEXT

CREATE ACCOUNT | FIND ACCOUNT


Terms of Use | Privacy | ENG ▾

Copyright© CADian Inc. All Rights Reserved.


A blue arrow points from the email input field to the 'NEXT' button. A green checkmark is visible in the email input field.



← **Sign In**

 daniel2847@naver.com
Personal Account

Password Find Password

..... 

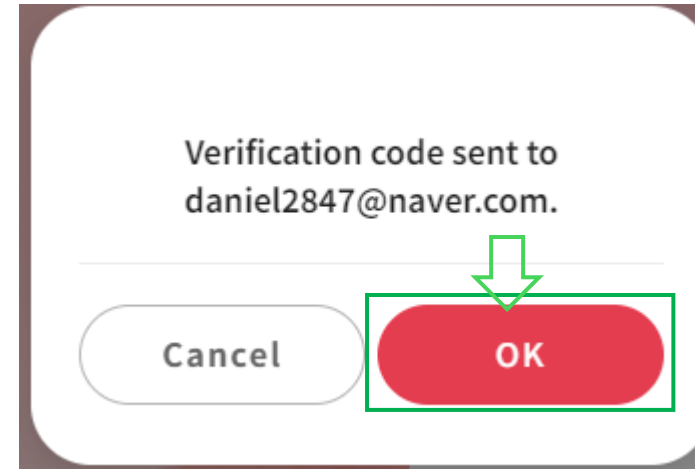
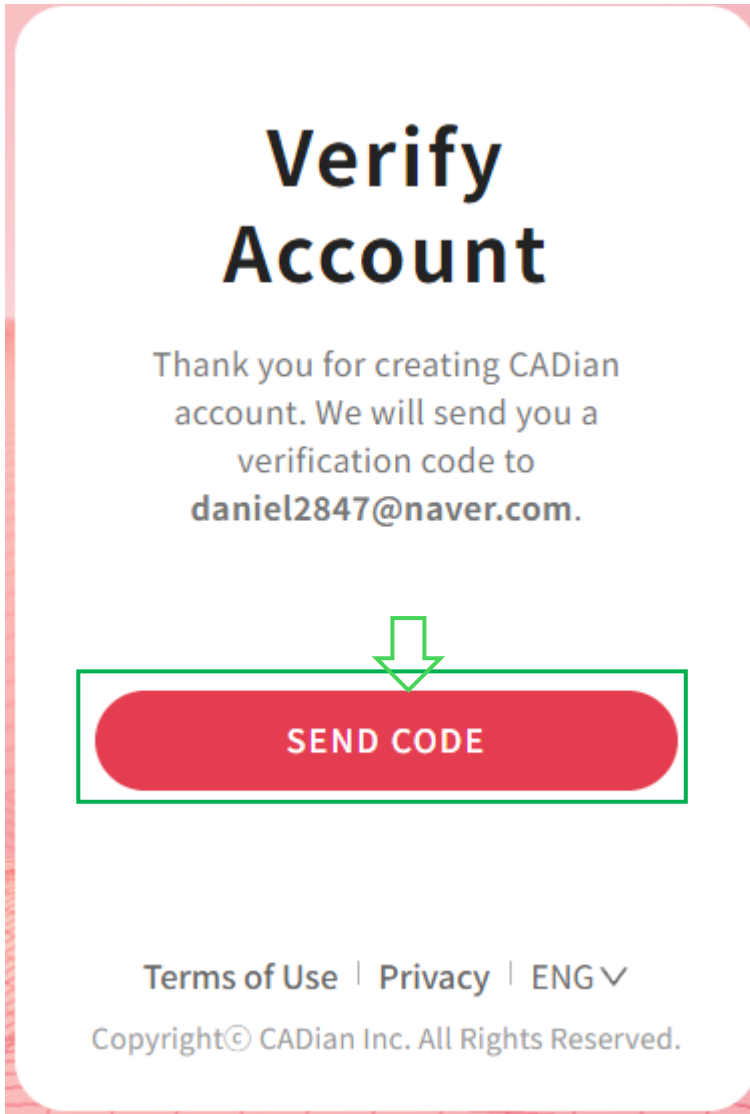
SIGN IN

Terms of Use | Privacy | ENG ▾

Copyright© CADian Inc. All Rights Reserved.

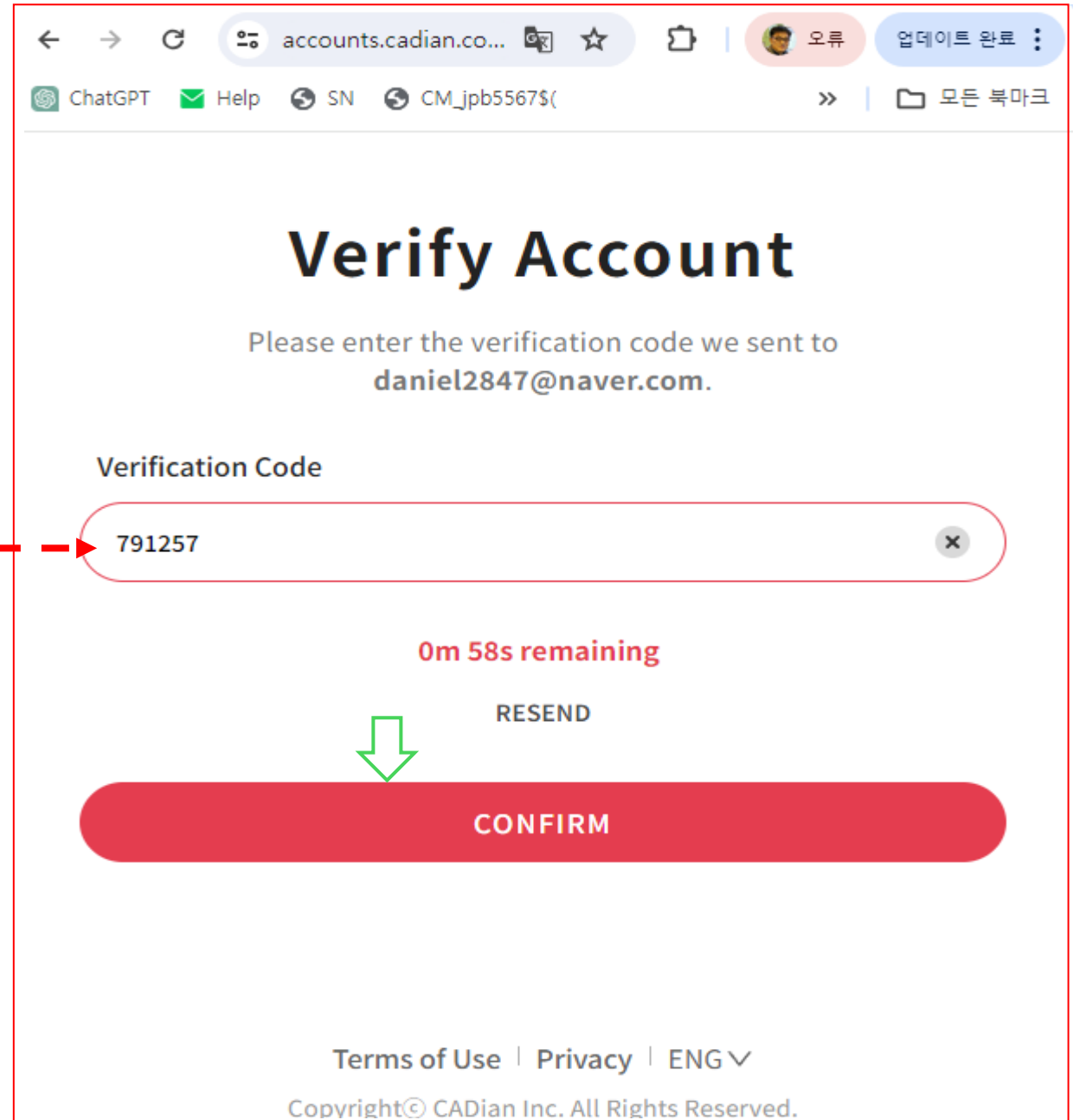
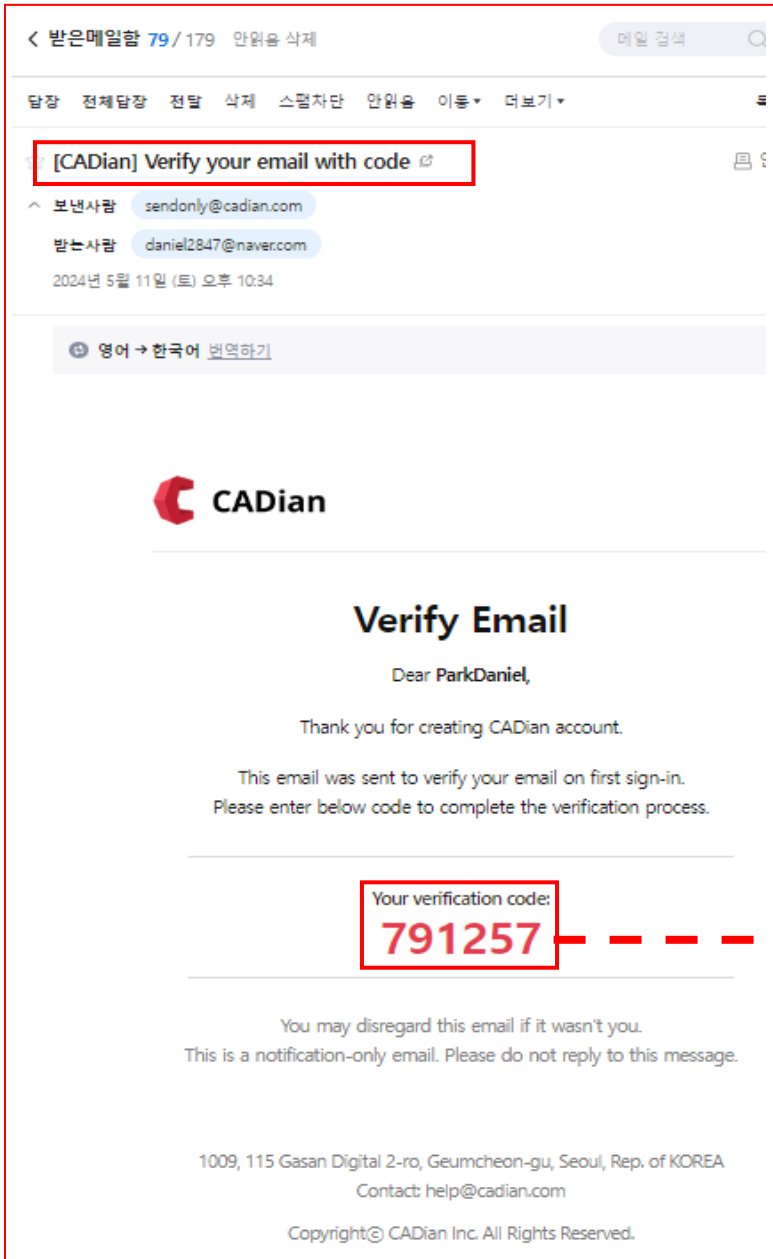
A green arrow points from the password input field to the 'SIGN IN' button.

This is an e-mail verification process.



Ein 6-stelliger Code wird an Ihre E-Mailadresse versendet.

Bitte überprüfe Sie die E-Mails!



CADian Portal

Account

Profile

Your profile will be displayed on CADian site.
This is public to CADian users and can be updated any time.

Image

Nickname *
daniel2847_361705 edit

User Details

User details are personal data used to find credentials such as account or password.
Please note that if you do not enter your data, you may not be able to find your account.

Nach Abschluss des Vorgangs „[Registrieren...] Konto erstellen“ kehren Sie zum Fenster „**CADian-Registrierung**“ zurück.



Authority registration for CADian

* ID(E-Mail) and password for www.cadian.com below

Name : Daniel

ID(E-Mail) :

Password :

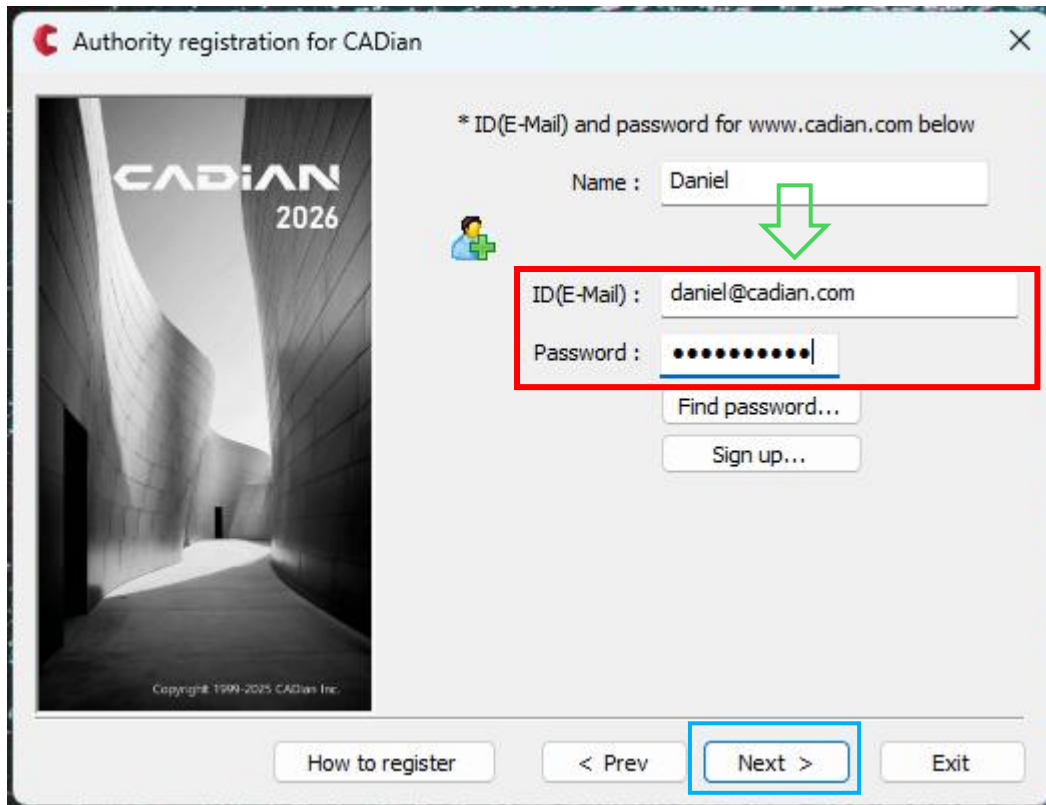
Find password...

Sign up...

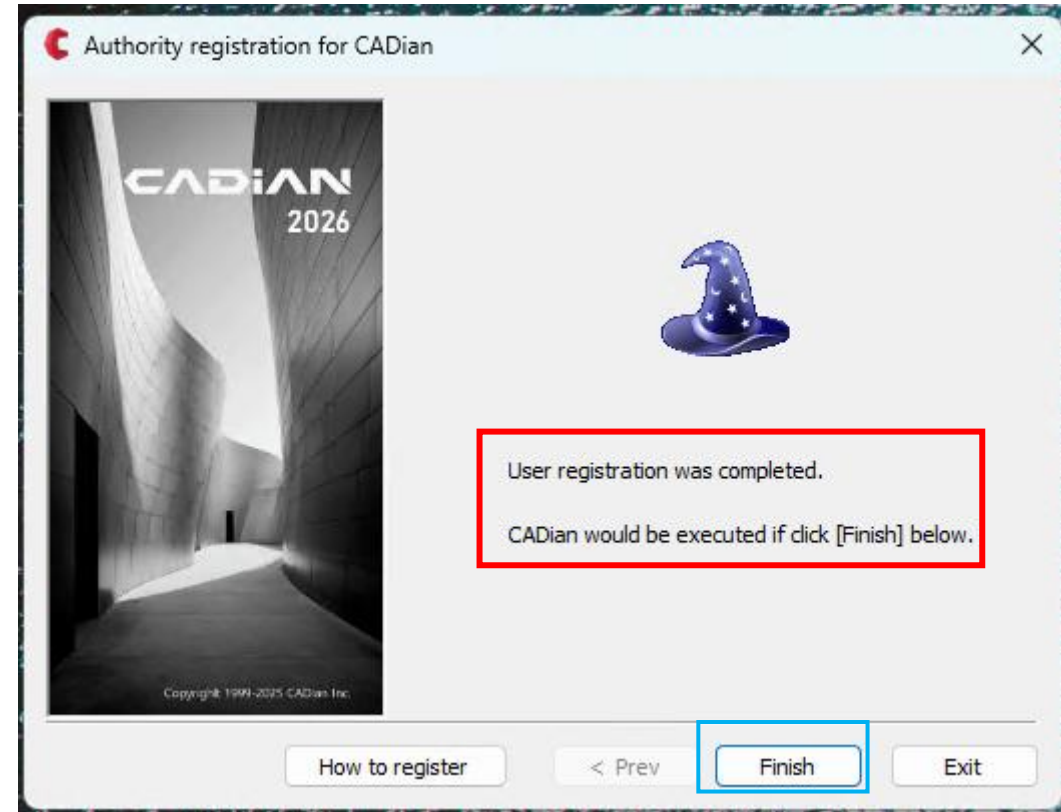
How to register < Prev Next > Exit

Bitte geben Sie das soeben erstellte E-Mail-Konto in das Feld ID (E-Mail) ein.

Geben Sie außerdem Ihr Passwort in das Feld Passwort ein.



Bestätigen Sie mit Klick auf [Next].



Die CADian Registrierung ist abgeschlossen!

Global Contact Center

Feel free to contact us at any time. We're here to help if you have any questions!

- e-mail: help@cadian.com (Tech. Support)
- partner@cadian.com (Business Support)
- Tel: 82-70-4610-2061

[Real time SNS text chatting]

- Teams: park2847@hotmail.com
- WhatsApp: +82-10-8912-3446
- Line: cadianbest
- Kakaotalk: daniel2847

Best regards,

Daniel Park

CADian

1009, 1010 Daeryung 3 Cha, Gasan Digital 2-ro 115,
Gumcheon-gu, Seoul, Korea. 08505

- Mobile : +82 10 89123446
- Fax: +82 2 2107 3286
- <http://www.cadian.com/en>

Kontaktcenter DE-IT

Sie haben Fragen? Melden Sie sich gerne! Unser Team ist von Montag bis Freitag zwischen 08:00 und 17:30 Uhr für Sie erreichbar.

Email: support@cadian.info

Teams: stefan.schrott@caadix.com

Telefon: (I) +39 0472 940808

WhatsApp: +39 345 8643242

CADian Partner Europa



CAADiX GmbH

Förche 46

39040 Natz-Schabs (Südtirol) Italy

www.caadix.com

www.cadian.info